

Coronavirus (COVID-19), Republic of Korea

Central Disaster
Management HeadquartersCentral Disease
Control Headquarters

Korean

About COVID-19

Latest Updates

Media Resources

Public Advice & Notice

Guidelines

Press release

Graphics & Videos

CASES IN KOREA

Cases in Korea

Cases of COVID-19 in Korea

Cases in Korea (3.17.00 a.m.)

(ur

Deaths		Hospitalizations with moderate to severe symptoms		New hospitalizations		Confirmed	
Daily	Per 100,000 people	Daily	Per 100,000 people	Daily	Per 100,000 people	Daily	Per 100,000 people
429	0.83	1,159	02.24	2,082	4.03	621,328	1203.22

Current status of deaths (3.17.00 a.m.)

(ur

Category	03.11.	03.12.	03.13.	03.14.	03.15.	03.16.	03.17.	Daily average for the week
Daily	229	269	251	200	293	164	429	260.71
Per 100,000 people	0.44	0.52	0.49	0.39	0.57	0.32	0.83	0.44

Current status of hospitalizations with moderate to severe symptoms (3.17.00 a.m.)

(ur

Category	03.11.	03.12.	03.13.	03.14.	03.15.	03.16.	03.17.	Daily average for the week
Daily	1116	1066	1074	1158	1196	1244	1159	1120.71
Per 100,000 people	2.16	2.06	2.08	2.24	2.32	2.41	2.24	2.16

Hospitalizations with moderate to severe symptoms: patients receiving isolated treatment through high flow therapy, respirator, ECMO (extracorporeal membrane oxygenation), and CRRT (continuous renal replacement therapy)

Current status of new hospitalizations (3.17.00 a.m.)

(ur

Category	03.11.	03.12.	03.13.	03.14.	03.15.	03.16.	03.17.	Daily average for the week
Daily	1982	2195	2075	1613	1837	2138	2082	1970.71
Per 100,000 people	3.84	4.25	4.02	3.12	3.56	4.14	4.03	3.84

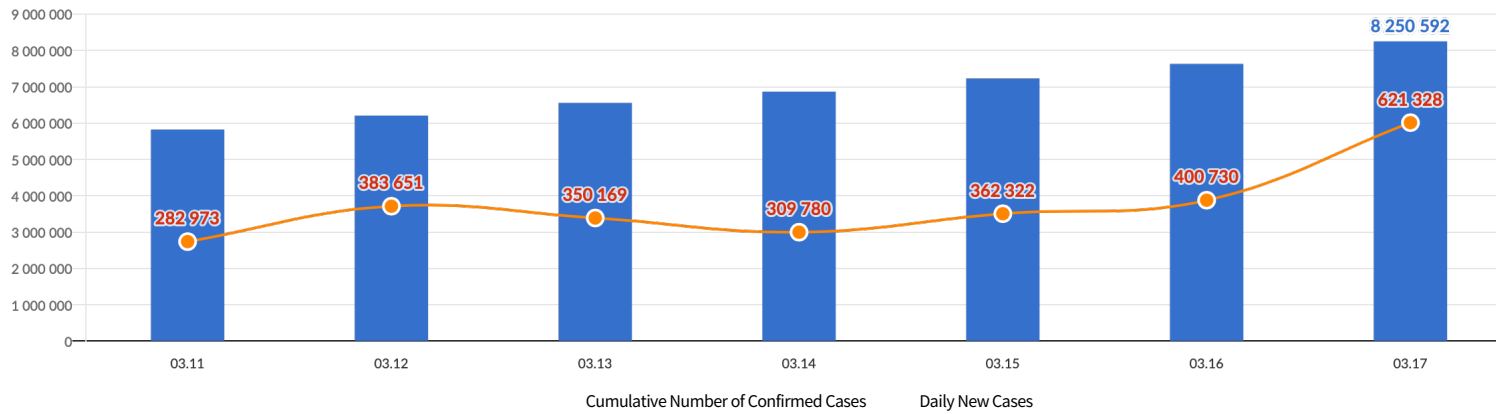
Current status of confirmations (3.17.00 a.m.)

(ur

Category	03.11.	03.12.	03.13.	03.14.	03.15.	03.16.	03.17.	Daily average for the week
Daily	282 973	383 651	350 169	309 780	362 322	400 730	621 328	387 000.71
Per 100,000 people	547.99	742.95	678.11	599.90	701.65	776.02	1203.22	745.99

Daily and Cumulative Number of Confirmed Cases

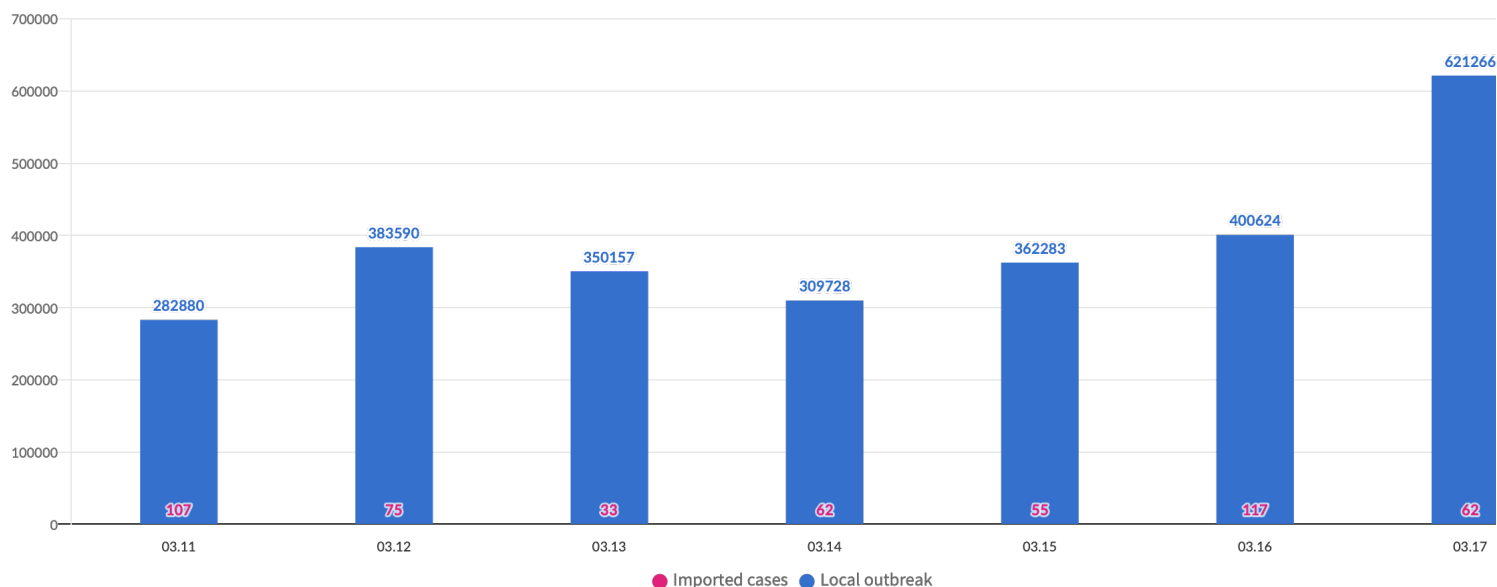
Cumulative Number of Confirmed Cases



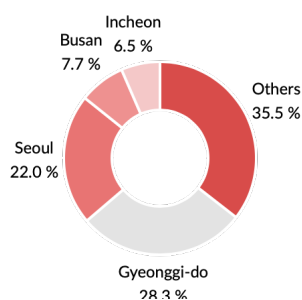
Imported Cases (as of 00 on 3.17.)

Classification		Daily Change	Confirmed Cases	(%)
Total		62	30 537	
Country	China	2	430	(1.4%)
	AsiaoutsideChina	51	14 929	(48.9%)
	Europe	3	4 379	(14.3%)
	America	4	8 857	(29.0%)
	Africa	1	1 571	(5.1%)
	Oceania	1	371	(1.2%)
Confirmation stage	Quarantinestage	23	10 337	(33.9%)
	Local	39	20 200	(66.1%)
Nationality	Koreannationals	10	16 975	(55.6%)
	Foreigntnationals	52	13 562	(44.4%)

Daily New Cases according to the route of infection



Regional Breakdown of Confirmed Cases (as of 00 on 3.17.)



Breakdown of Cluster Outbreaks (as of 00 on 3.16.)



Daily testing status (3.17.00a.m.)

Number of suspicious report testing	Number of testing at temporary screening stations	Total
0	0	0

Number of confirmed cases by gender (3.17 00 a.m.)

Category	Confirmed(%)	Deaths(%)	Fatality rate(%)
Male	3 951 680 (47.9)	5 699 (49.64)	0.14
Female	4 298 912 (52.1)	5 782 (50.36)	0.13

* Fatality rate = Number of deaths/number of cor

Number of confirmed case by age group (3.17 00 a.m.)

Category	Confirmed(%)	Deaths(%)	Fatality rate(%)
80yearsorolder	201 785 (2.45)	6 317 (55.02)	3.13
70-79	326 129 (3.95)	2 870 (25.00)	0.88
60-69	771 372 (9.35)	1 536 (13.38)	0.2
50-59	981 523 (11.9)	505 (4.40)	0.05

40-49	1 281 687 (15.53)	150 (1.31)	0.01
30-39	1 230 446 (14.91)	64 (0.56)	0.01
20-29	1 305 433 (15.82)	29 (0.25)	-
10-19	1 135 704 (13.77)	2 (0.02)	-
0-9	1 016 513 (12.32)	8 (0.07)	-

* Fatality rate = Number of deaths/number of cor

[Consultation](#)[Community Health Center](#)[Call Center 1339](#)[Area Code + 120](#)[Area Code + 114](#)

Copyright © By MOHW. All Rights Reserved.